


Fixed Attenuator Chip

- ◆ DC to 43.5GHz
- ◆ 1 dB and 4 dB
- ◆ 2 W



Features

- Adopting advance GaAs technology
- Excellent attenuation accuracy & phase balance
- High ESD level
- Low VSWR
- Die Package

Model No. Description

FACXXXXXX

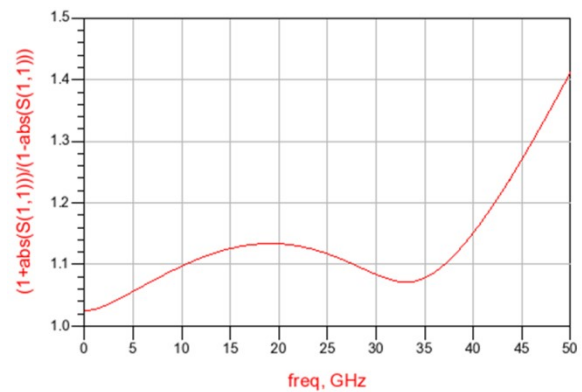
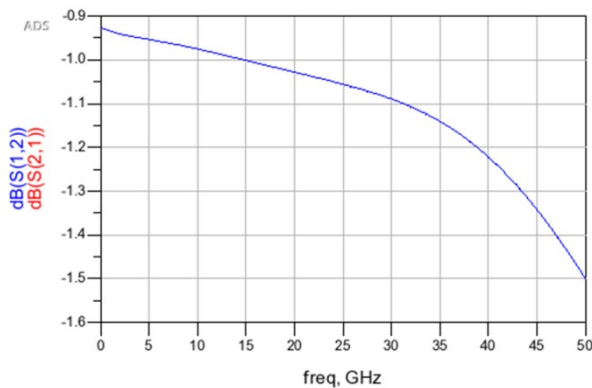
- XX- attenuation: **dB.
- XX- attenuation: **dB.
- XX-frequency range 06: DC to 6GHz
- 10: DC to 10GHz
- 12: DC to 12.4GHz
- 18: DC to 18GHz
- 26: DC to 26.5GHz.
- 43: DC to 43.5GHz.

Specifications

Frequency Range	DC to 43.5GHz
Attenuation	1 dB and 4 dB
Nonimal Impeance	50 Ohm
Rated Input Power	2W@25°C 1W@85°C
Operating Temperature	-45 °C to +85 °C

Paramter	Freq.Range (GHz)	Typ. (1dB)	Freq.Range (GHz)	Typ. (4dB)
Attenuation (dB)	DC-5	1±0.10	DC-5	4±0.10
	5-15	1±0.10	5-15	4±0.10
	15-18	1±0.10	15-18	4±0.10
	18-26.5	1±0.15	18-26.5	4±0.20
	26.5-43.5	1±0.40	26.5-43.5	4±0.40
VSWR (:1)	DC-5	1.15	DC-5	1.10
	5-15	1.20	5-15	1.15
	15-18	1.20	15-18	1.20
	18-26.5	1.20	18-26.5	1.20
	26.5-43.5	1.30	26.5-43.5	1.25

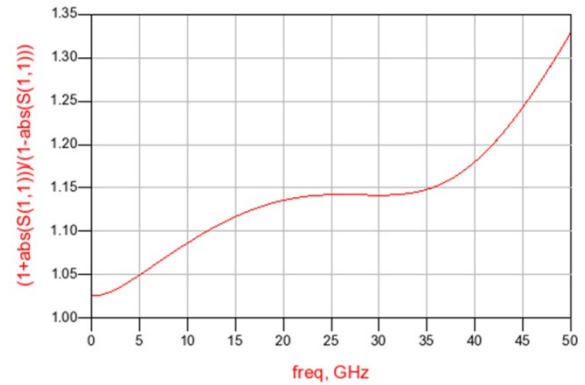
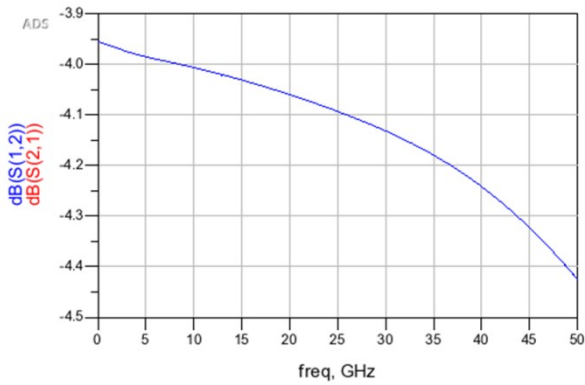
Test Curve



Test result of 1dB

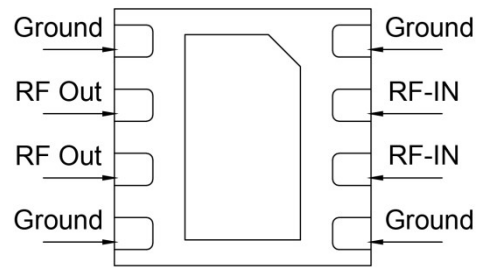
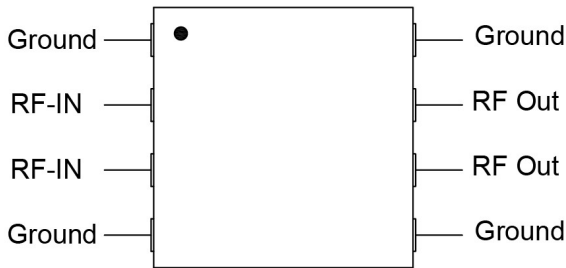
Yantel Corporation

Add: 3F, Building 3, Southern District 2 of ZhongGuan Honghualing Industrial Park, Xili, Nanshan, Shenzhen, China
Tel: 86-755-8355-1886 Fax: 86-755-8355-2533

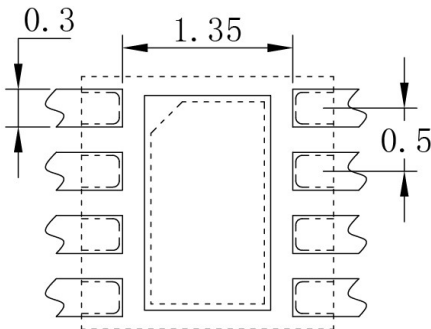


Test result of 4dB

Pin out

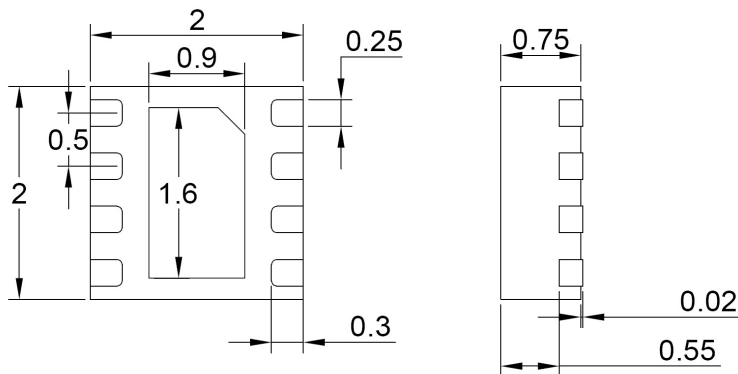


Land Pattern



Package Outlines

Note: all dimensions shown in mm



Yantel Corporation

Add: 3F, Building 3, Southern District 2 of ZhongGuan Honghualing Industrial Park, Xili, Nanshan, Shenzhen, China
 Tel: 86-755-8355-1886 Fax: 86-755-8355-2533