


### Manual Step Attenuator

- ◆ DC to 3GHz
- ◆ 0 to 65dB in 1dB Step
- ◆ 2 Watt
- ◆ Connector Type:SMA,N,TNC,F,BNC etc. available.

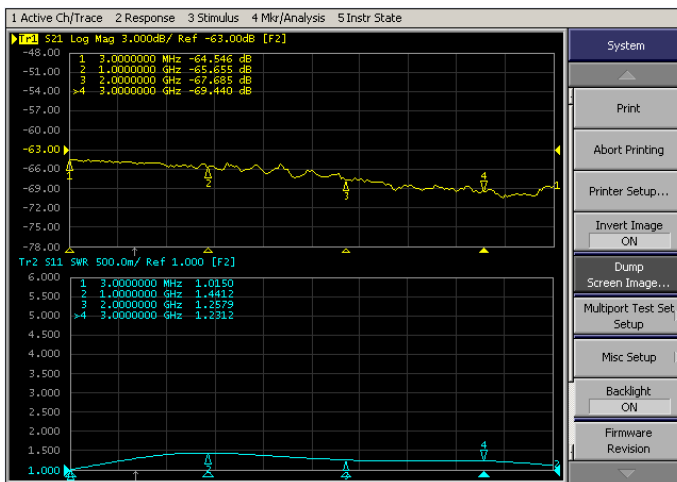


### Features

- Using advanced microstrip technology, ultra-small size
- Attenuation values are adjustable in a power-on state, no sudden big reflection.  
It adopts an innovative technology, and thus it eliminates sudden big reflection in attenuators when attenuation is being adjusted, preventing the preliminary RF circuit from being burnt, and keeping the system stable
- Stepvalues:1dB,2dB,4dB,8dB,10dB,10dB,10dB,10dB,10 dB
- 66 attenuation values
- High attenuation accuracy, low insertion loss.
- High adjustment accuracy
- Low cost – High Performance
- Adjusting the transmitting (receiving) distance of RF signal precisely. Adjusting accuracy is limited to 5cm.
- Switch repeatability avg.> 10000 operations (5000 cycles) per switch.
- PC(Polycarbonate) Switch, operating temperature of 120°C is available.
- Attenuation values are adjustable in a power-on state, test data can be read continuously, no interruption.

### Characteristic

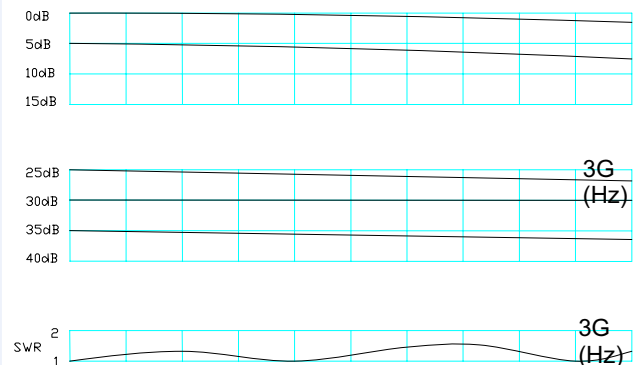
For example the testing curves of VAS066501F2 of 65dB



### Specifications

Frequency Range	DC to 3GHz
Attenuation	0 to 65dB
Step Value	1dB
Insertion loss at 0dB	1.2dB at 1GHz 3.0dB at 3GHz
Attenuation Accuracy (typical)	-0.5to +1.5dB at 1GHz 0 to +5.0dB at 3GHz
Nominal Impedance	75 Ohm
Average Power	2 Watt
Operating Temperature	-40°C to +85°C

FREQ. RANGE (GHz)	Typical SWR(:1)	Maximum SWR(:1)
DC to 1.0	1.4	1.6
1.0 to 2.0	1.5	1.8
2.0 to 3.0	1.4	1.5



**Model No. Description**

VAS            \*\*                        \*\*                        \*\*                        \*                        \*                        \*  
                  Type                    Attenuation Range    Step Value            Connector Type        Max. Power            Connector Option

VAS : Step Variable Attenuator

Type : 06 represents type number

Attenuation Range : Maximum attenuation.

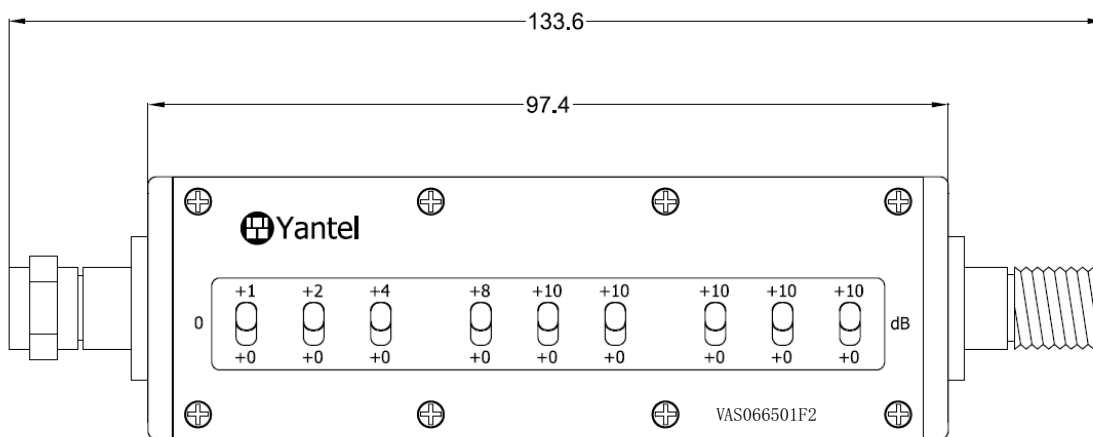
Connector Type : S and N available. S is SMA and N is N type connector.

Max. Power : 2 and 5 are available, currently 2W and 5W are available.

Connector Options :

Options	IO
1	Female/Female
2	Male/Female
3	Male/Male

Connector Position: "A" represents back connectors, without "A" represents left and right connectors.

**Package Outlines****F Connector****NOTE:**

1. ALL dimensions shown in mm(tolerance: +/-0.2mm) unless stated otherwise
2. RoHS Compliant in accordance with EU Directive(2011/65/EU)