

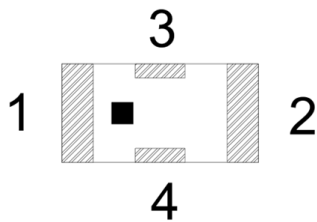
Features

- Multilayer monolithic construction yields high reliability
- Low insertion loss and small size SMD chip design
- Can simplify your complex tuning and circuit design
- LTCC process

Specifications

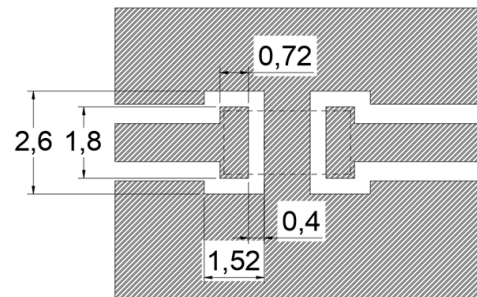
NO.	Parameter	Frequency (MHz)	SPEC		
			Min.	Typ	Max.
1	Insertion Loss (dB)	950~1700	-	-	2.5
2	VSWR	950~1700	-	-	2.0
3	Attenuation (dB)	1900	30	-	-
4	In/Output Impedance (Ω)		50		
5	Input Power (W)		5		

Construction



PIN	Connection
1	Input Port
2	Output Port
3	GND
4	GND

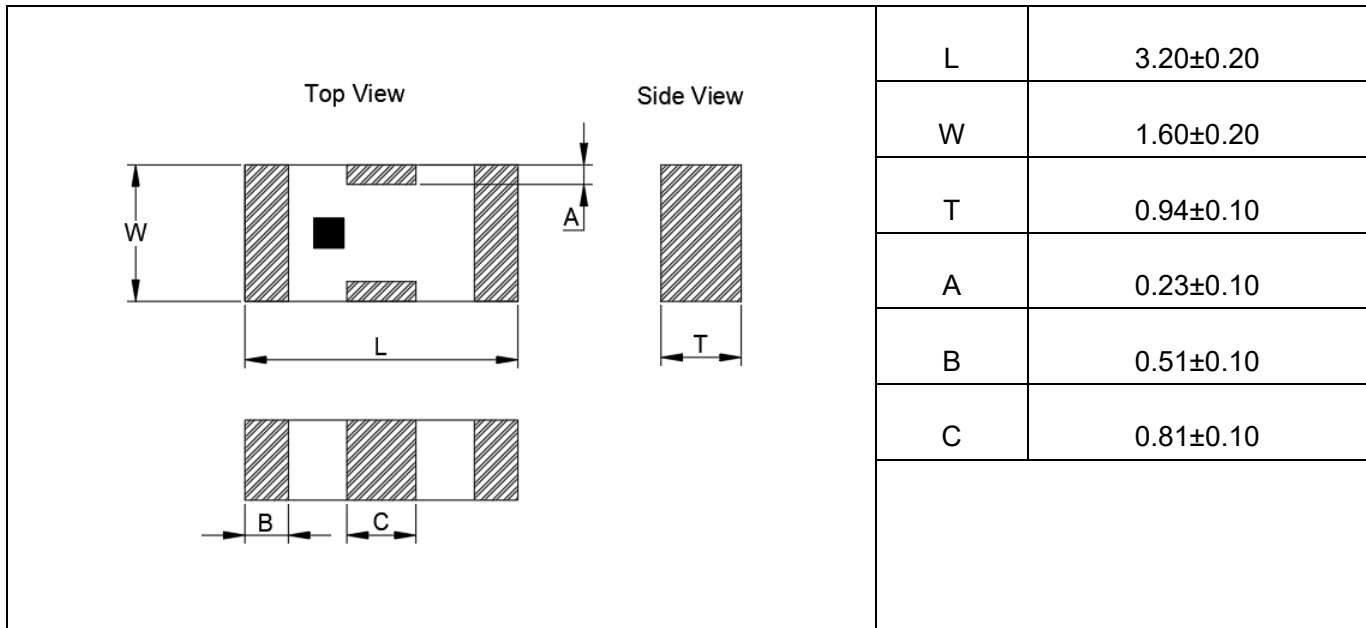
Mounting Considerations



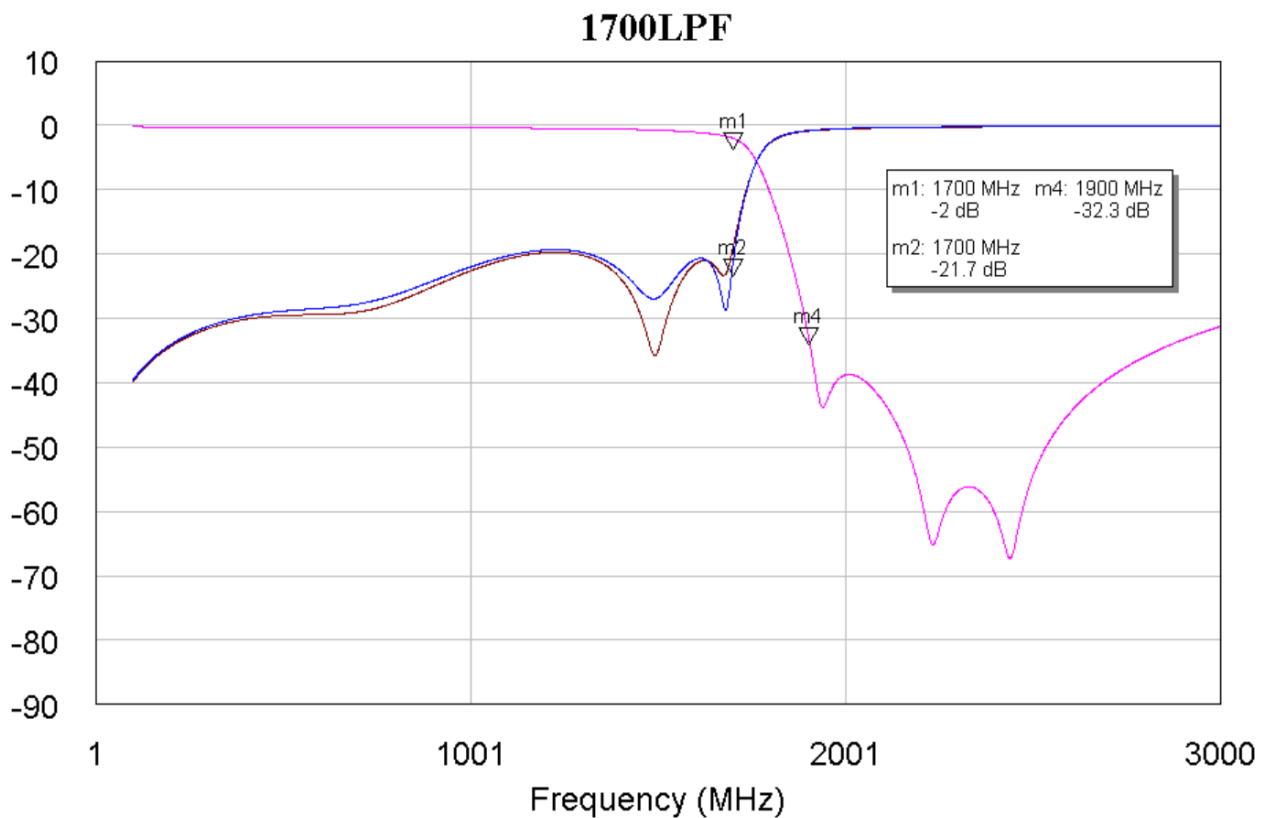
Unit: mm

Line width to be designed to match 50 Ω characteristic impedance, depending on PCB material and thickness

Dimensions



Typical Electrical Characteristics (T=25°C)



Yantel Corporation

Add: No.308-322,3F,Building 1,Juchuang Jingu Innovation Park,Wenyuan Road 35,Xili Street,Nanshan,Shenzhen,China
 Tel: 86-755-8355-1886 Fax: 86-755-8355-2533

For detailed performance specs & shopping online see Yantel web site : www.yantel-corp.com