

Features

- wideband, 1-500 MHz
- high isolation, 30 dB typ.
- good input port matching VSWR, 1.12 typ.
- good output port matching VSWR, 1.10 typ.
- small surface mount package

Applications

- VHF-TV
- aircraft communications



Electrical Schematic



Pin Connections

SUM PORT	2(input)
PORT 1	8(output1)
PORT 2	7(output2)
PORT 3	6(output3)
PORT 4	5(output4)
GROUND	1,3,4

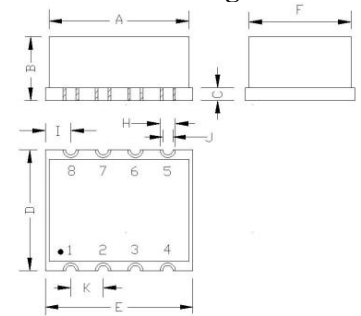
Transformer Electrical Specifications

Freq. Range (MHz)	Isolation (dB)		Insertion Loss(dB) Above 6.0 dB		Phase Unbalance (Degrees)		Amplitude Unbalance (dB)	
	min	Max.	min	Max.	min	Max.	min	Max.
1-500	18	32	0.4	1.8	2	7	0.4	0.8

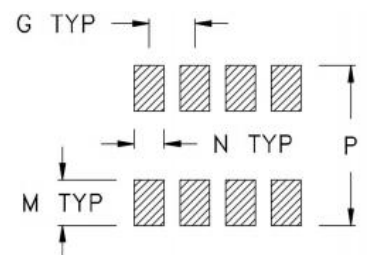
Typical Performance Data (TEST CONDITIONS: INPUT POWER = 0dBm @Temperature = +25°C)

Freq. (MHz)	Total Loss (dB)			Amp. Unbal. (dB)	Isolation(dB)			Phase Unbal.(de g.)	VSWRS			
	S-1	S-2	S-3		1-2	2-3	2-4		S	1	2	3
1	6.59	6.59	6.59	0.01	28.61	46.82	30.70	0.02	1.20	1.31	1.31	1.30
5	6.38	6.42	6.38	0.04	33.63	54.15	34.52	0.05	1.10	1.15	1.15	1.15
9	6.37	6.42	6.37	0.05	34.35	52.09	34.63	0.08	1.08	1.12	1.12	1.12
10	6.38	6.42	6.38	0.04	34.41	51.62	34.60	0.09	1.08	1.12	1.12	1.11
40	6.42	6.47	6.43	0.04	33.14	40.57	32.89	0.28	1.08	1.11	1.11	1.11
70	6.47	6.50	6.46	0.04	31.60	36.15	31.47	0.52	1.09	1.10	1.11	1.11
100	6.49	6.53	6.49	0.04	30.28	33.28	30.23	0.71	1.11	1.10	1.10	1.11
150	6.58	6.61	6.56	0.05	28.63	30.21	28.64	1.04	1.12	1.09	1.10	1.10
200	6.65	6.68	6.62	0.05	27.48	28.12	27.52	1.47	1.14	1.07	1.08	1.09
250	6.68	6.71	6.63	0.09	26.98	26.73	27.02	1.66	1.14	1.05	1.07	1.09
300	6.76	6.80	6.71	0.10	27.10	25.83	27.23	1.99	1.13	1.04	1.06	1.09
350	6.81	6.83	6.70	0.15	28.13	25.41	28.36	2.08	1.09	1.04	1.06	1.09
400	6.84	6.90	6.73	0.21	30.62	25.41	30.49	2.21	1.05	1.07	1.08	1.12
450	6.95	6.98	6.76	0.26	36.71	25.89	31.30	2.54	1.05	1.11	1.11	1.16
500	7.08	7.15	6.83	0.38	39.78	26.85	27.20	3.34	1.13	1.14	1.15	1.21

Outline Drawing

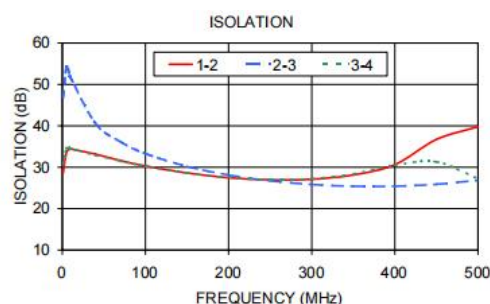
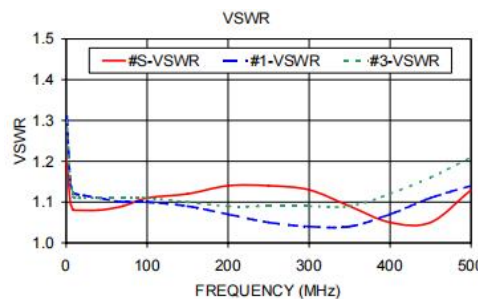
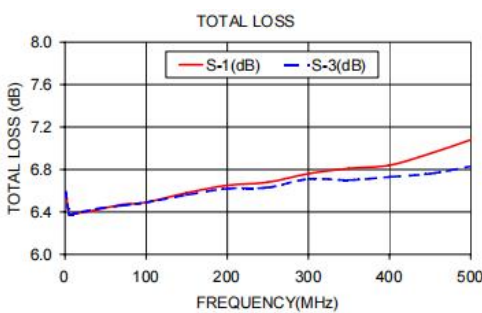


PCB Land Pattern



Outline Dimensions: Unit (mm)

A	11.00	G	2.54
B	5.00	H	1.21
C	1.00	I	2.00
D	9.5	J	0.80
E	11.60	K	2.54
F	8.00	M	3.05
N	1.52	P	10.67



Maximum Ratings

Operating Temperature	-40°C to 85°C
Storage Temperature	-55°C to 100°C
Power Input (as a splitter)	0.5W max.
Internal Dissipation	0.25W max.

Permanent damage may occur if any of these limits are exceeded.